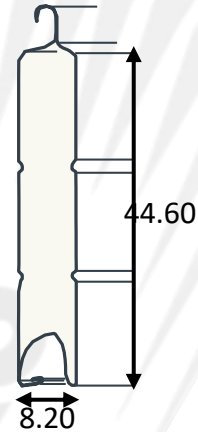


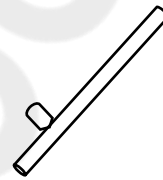
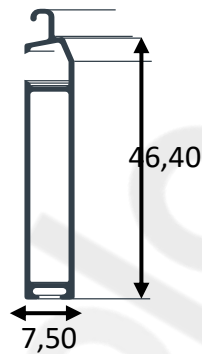
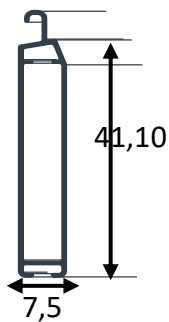
# FICHA TÉCNICA

## Características técnicas

Espesor nominal	8.20 mm
Superficie de cobertura	44.60 mm
Ancho máximo	2.000 mm
Peso lama	2.96 kg/m <sup>2</sup>



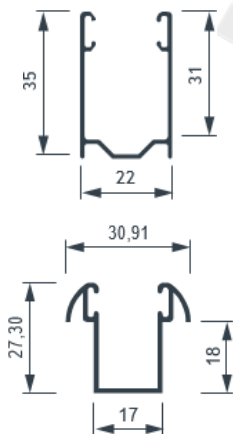
## Terminal lama



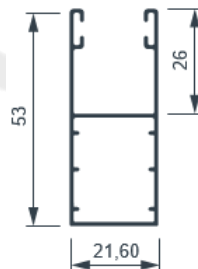
Terminal con cerrojo

## Tipos de guías según aplicación

Obra



Renovación



Compacto

